



SCHMIDT © BENDER



## How two names became one world-renowned scope.

With modest means, but with endless passion and commitment, instrument maker Helmut Schmidt and master instrument maker Helmut Bender founded Schmidt & Bender in 1957. With a fertile inventive spirit, extraordinary craftsmanship skills, untiring diligence and a healthy dose of heart, they laid the foundation for what has become one of the world's most respected names in hunting optics.

50 years later, Schmidt & Bender is still a family enterprise – intent upon quality, not quantity – and the names of the two founders have become one name, synonymous with riflescopes held in the highest esteem by writers, professional hunters, and most important, by our customers.

Soon, the third generation will carry on the values and traditions of Helmut Schmidt and Helmut Bender. And will do so proudly.

## Specialists by design.

Unlike many scope companies that also make cameras, binoculars, or other hunting products, at Schmidt & Bender we make only one thing – riflescopes. We believe that to concentrate on anything else would dilute the research, development and innovation necessary to produce one of the world's great scopes. By specializing in scopes – and only scopes – we carry on our founders' dedication to building the finest product possible.

By many company's standards, we build very few riflescopes. By our standards, we build exactly the right number.




## Tailoring technology to the hunt.

Because every hunter, every hunt and every hunting location pose their own demands, we offer a variety of different riflescopes in two different lines. The Classic line has been refined over many years by constant improvements in technology. It represents traditional style combined with proven form and function. Our Zenith line is setting new trends in design, aesthetics and innovation.

Both lines share the same fundamental stability and ruggedness of the tubular body; resistance to damage; a handsome anodized surface; reliable, precise mechanical components of the highest quality materials; optics designed and manufactured to the most exacting modern standards; and specialized multiple lens coatings developed in accordance with the most current, most advanced thin layer technology.

Advances such as our illuminated reticle technology and innovative convex internal rail demonstrate the creativity of our development team, and our attention to the requests of our customers.

Whether you hunt in the sun-baked veldt of Africa, the bitter cold of northern Europe or Alaska, the dusty Australian outback or the steamy tropics, the legendary ruggedness and dependability of Schmidt & Bender scopes will be your constant companion, wherever your travels take you.




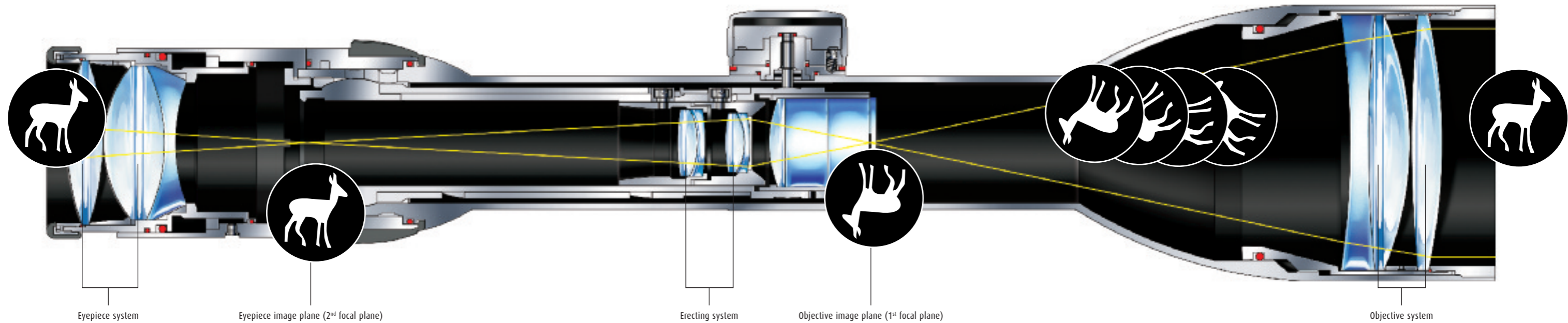
## Built by hunters. For hunters.

It is easy to understand why Schmidt & Bender riflescopes offer so many features and small details, often overlooked by other manufacturers. It is because most Schmidt & Bender employees are hunters themselves. Our engineers, designers, testers, assembly personnel, even our salespeople bring their own practical experience – and ideas – to work every day. We constantly seek input from rifle makers, law enforcement and military organizations, professional shooters, customers, and even hunting friends on how to improve a Schmidt & Bender scope. Systematic research and development and extensive practical testing bring many of these ideas to reality.

We adhere to the stringent rules of quality management prescribed by German standard DIN ISO 9001:2000, insuring maximum reliability at every phase – from design through fabrication, even to the service we offer.

Our people themselves set – and met – the goal of not just satisfying customer demands, but exceeding them.





## The secret to Schmidt & Bender precision is no secret at all.

Commitment to absolute quality in mechanical and optical components has been synonymous with Schmidt & Bender scopes since the first one was built in 1957. We now offer two systems of reticle placement, each equally precise. The decision upon which system is "best" depends upon the scope and its intended application.

The two possible locations for placement of the reticle are shown in the above cross section of a Zenith 2.5-10x56 scope. By following the yellow lines, which cross each other at two points within the scope, you can see the two placement options: within the objective image plane (1<sup>st</sup> focal plane) or the eyepiece image plane (2<sup>nd</sup> focal plane).

A typically European design positions the reticle at the first (objective) image plane. In this configuration, the reticle and the image of the target are enlarged or reduced simultaneously as the magnification is changed. The relationship between target and reticle remain unchanged, regardless of the chosen magnification. The advantage to this design is that point of impact will not change at different magnification levels, as can happen with a lower-quality scope.

Positioning the reticle in the second (eyepiece) image plane is referred to as the "American" design. The reticle is independent from the magnification system, which means as magnification of the target is enlarged or reduced, the apparent size of the reticle remains the same. To use this system in a riflescope while preventing any possible shift of point of impact is extremely demanding, requiring the utmost precision of mechanical components.

These two design principles offer different advantages to the hunter. The European design allows the reticle to be used for estimating distance, because it always covers the same proportion of the target, regardless of magnification. Consistent point of impact across the entire magnification range is virtually 100%.

The American design allows the hunter to shoot very well at small targets at long distances, because the reticle obscures only a tiny portion of the image at high magnifications. Riflescopes with low magnification, such as those used for rapid shooting at short ranges, are also well suited to this application. When choosing the lowest magnification for the widest field of view, the reticle is heavy enough for the fast shot. Additional information can be found at [www.schmidtbender.com](http://www.schmidtbender.com).



## The Zenith line: Nice to look at. Nicer to look through.

So distinctive is the design of Schmidt & Bender's Zenith riflescopes, that in 2003 they earned the prestigious international IF Design Award, and were selected by Field & Stream magazine as the "Best of the Best". Their streamlined elegance results in compact, efficient scopes that complement, not dominate, your rifles.

Everything about a Zenith rifle scope is designed for ease of use both in the field and at the range. The full magnification range can be covered in just one 180° rotation – a mere half turn – of the adjustment dial. Eye relief is a safe and comfortable 90 mm (3½ inches). Our Posicon system provides a graphic indication of the reticle's position and remaining travel within the scope, facilitating mounting, sighting in, and insuring that you retain as much elevation and windage adjustment as possible. Preferred settings for different loads and bullets can be easily marked for reference. We've even thought to include a spare battery, conveniently stored in one of the turret caps, with our illuminated reticle models.

## The Posicon display.



When mounting a scope, it is important to be aware of the reticle position, so the gunsmith can make use of the maximum available adjustment range in all directions. This facilitates sighting, particularly at long ranges. Our Posicon display makes this simple. An indicator within the display points to the position of the reticle. When the pointer is within the green range, the reticle is positioned within its square adjustment range, in which there will be no reciprocal interference of windage or elevation movements. The red range indicates adjustment reserves that can be used if necessary, while also warning that too much adjustment in one direction (for example, elevation) could limit available adjustment in the other direction (windage). After the firearm has been zeroed, the Posicon indicator allows you to mark different settings on a silver ring within each turret. You can then easily return to these settings when using bullets of different weights, style, or different loads.

## Great strength from attention to small details.

### FlashDot technology.

With conventional illuminated reticles, the illuminated portion of the crosshairs always remains visible. In the "on" position, it stands out in red, while in the "off" mode it appears black like the rest of the reticle. Our FlashDot technology lets you activate a bright red dot, precisely at the center of the reticle, when conditions dictate; or turn off the dot completely when conditions change. With FlashDot, you enjoy the best of both worlds.

In the field, the FlashDot acts much like the front bead on a shotgun, bringing your eye immediately to the target. This is invaluable for quick reaction shots on running game or even charging dangerous game. It is particularly well suited to bright and harsh lighting conditions, with the bright red dot providing a precise, easily seen aim point against the dark body of a moving animal. When the dot is switched off, the regular fine crosshairs – for example, reticle No. 7 – remain in view. This permits an accurate shot at a more distant target, because there is no dot to interfere with accurate sighting.

Our beam splitter system, originally developed for our FlashDot scopes, has now evolved into the most versatile sighting system ever created. While the FlashDot was first conceived for daylight use, our beam splitter now allows a single scope to function as a non-illuminated riflescope under normal conditions; as a FlashDot scope in bright light; and as a fully adjustable illuminated reticle at twilight. This feature, included in all of our Zenith models, results in a single scope that is applicable to any lighting situation the hunter will ever encounter.

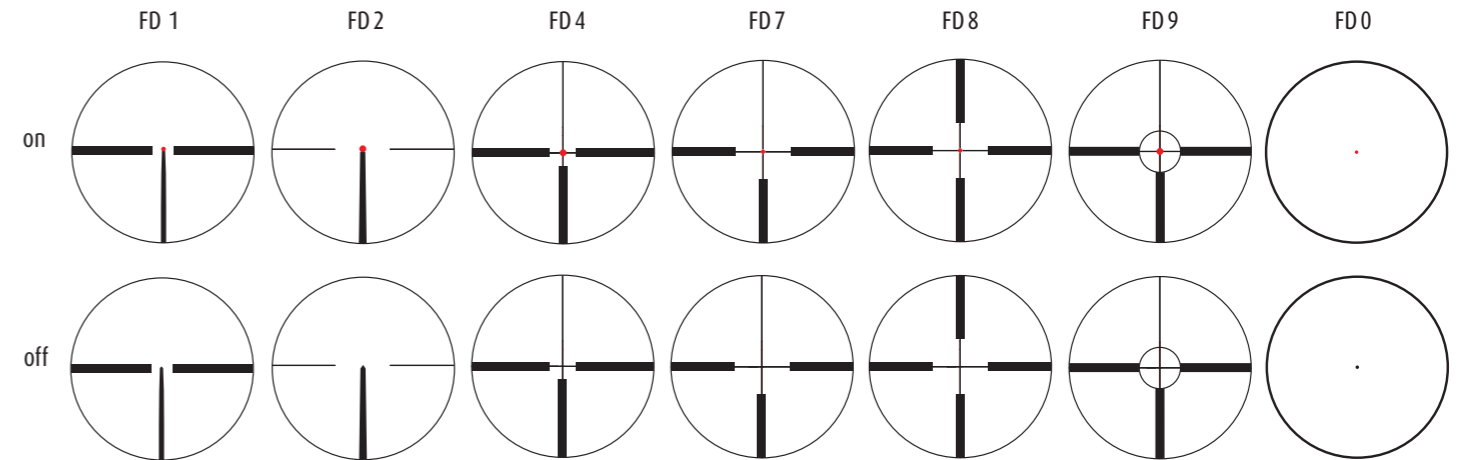
A digital chip built into our FlashDot scopes automatically switches off the power after six hours of non-use. It may seem a small thing, but turning off your reticle is easy to forget in the excitement of the hunt. We've made sure you'll have plenty of battery power available for your next shot. And, just in case, an extra battery can be stored under the cover of the windage adjustment turret.

### The convex hollow rail.

Our hollow rail with a convex outer surface, offered on all Zenith models, is distinguished by elegant lines, and allows the use of reliable slide-in mount fasteners. This innovative rail also makes it possible to tilt the scope up to 1° to the left or to the right. The rail also allows the riflescope to be mounted at the right distance from your eye and on different rifles, without ever showing any exterior damage. Mounting is extremely secure and tension-free. Choosing a scope with this rail results in a streamlined and aesthetically pleasing marriage between scope and rifle.



### FlashDot reticles.



All Zenith scopes are available without a rail (LM), or with a convex interior rail (LMC), and with an extensive choice of standard or illuminated reticles, including the FlashDot illuminated dot that can be easily switched on or off.

	1.1-4x24	1-8x24	1.5-6x42	2.5-10x56	3-12x50
Exit pupil in mm	14.1 - 5.9	9.6 - 3.0	14.4 - 7.0	14.1 - 5.6	14.1 - 4.2
Twilight factor	3.1 - 9.8	3.9 - 13.9	4.2 - 15.9	7.1 - 23.6	8.5 - 24.5
Field of view (m/100 m)	36.0 - 9.2	35.3 - 4.9	21.7 - 6.7	14.2 - 3.8	12.4 - 3.2
Eye relief (mm)	90	90	90	90	90
Central tube diameter (mm)	30	30	30	30	30
Front lens diameter (mm)	24	24	42	56	50
Length (mm)	290	290	313	330	342
Click adjustment (mm/100 m)	15	10	10	10	10
Weight.grams/oz.non-illuminated	537	520	581	642	618
non-illuminated LMC	552	550	592	667	625
illuminated LM	565	550	610	670	646
illuminated LMC	580	580	633	695	653
Reticles	A2 - A7 - A9	A2 - A7 - A9	A1 - A4 - A7 - A9	A1 - A4 - A7 - A9	A1 - A4 - A7 - A9
FlashDot illuminated reticles	FD2 - FD7 - FD9	FD0 - FD2 - FD7 - FD9	FD1 - FD4 - FD7 - FD9	FD1 - FD4 - FD7 - FD9	FD1 - FD4 - FD7 - FD9

□ reticle in 1<sup>st</sup> optical plane    ■ reticle in 2<sup>nd</sup> optical plane





#### 1.1-4x24

There is no better choice for dangerous or fast-moving game at close quarters than the newest scope in the Zenith series. The reticle is located in the second focal plane, so its size remains constant throughout the magnification range. At lower magnification, an exceptionally wide field of view (36 m/100 m or 35,9 yd/100 yd) allows you to keep both eyes open while placing a precise shot – a blessing in high-stress situations.



#### 1-8x24

On this brand new Zenith line scope the reticle and FlashDot illumination are built into the second focal plane and will thus not be changed when a different magnification is selected. The special feature of this scope is the CC mode, enabling the hunter to use the scope parallax-free as a red dot scope at a magnification of 1.0. Due to the rather large field of view (35.5 m/100 m), the scope is particularly suitable for taking quick shots at fleeting game. With a certain amount of experience the hunter may leave both eyes open at short distances, keeping everything under his control. Thanks to the zoom function the scope is the ideal tool for the hunter during driven hunting, stalking or in hiding, even when taking shots at small game at a large distance.



#### 1.5-6x42

Perhaps our most versatile scope. Excellent for close-range hunting on large game, while its 6x upper limit allows precise bullet placement at all but the longest distances. A large objective lens provides outstanding low-light performance, and a large field of view makes it highly efficient for driven game, stalking, and high seat or stand hunting.



#### 2.5-10x56

Its 56 mm objective lens makes this is the choice for low - or almost no - light. While providing some of the highest light transmission levels ever achieved in a rifle scope, it still measures only 13 inches overall, making it the shortest 56 mm scope on the market. Especially appropriate for upgrading older firearms with existing mounts. The winner of the IF Design Award.



#### 3-12x50

On a plains game safari in Africa, an elk or pronghorn hunt in North America, rely upon this scope any time you might need to make a long, accurate shot. A wide magnification range - from 3x all the way to 12x - lets you be prepared for forest and bush as well as wide-open country.





## The Classic Line: Proven from the Arctic to the Kalahari for nearly five decades.

For almost 50 years, we have improved and refined our original riflescopes. The result is a precision instrument so rugged, so dependable, that Schmidt & Bender scopes are used for culling operations in South Africa's Kruger National Park, cited by the park's rangers as the only riflescopes that will endure the merciless pounding of large caliber rifles. Brilliant optics, precision mechanics and a thick, incredibly durable tubular body are the reason. Even the handsome anodized finish is designed to resist the nicks, scratches and dings that the harshest hunting environments inevitably bring.



Our Classic scopes include the Schmidt & Bender rotation indicator, created to give you a visual reference of the position of the reticle within its adjustment range. The display within the elevation and windage adjustment turrets contains a black dot in a white window that shows where the reticle is positioned. When the scope is mounted, this allows the gunsmith to verify if the black dot is close to the letter "M", indicating that a sufficient adjustment range in both directions is available for zeroing.

It is not uncommon for our customers to refer to a Schmidt & Bender scope that is 20, 30 years old or more, that has traveled the world many times, and is still performing like new. It is this reputation, earned from the mountains to the rain forest, from the bitter cold of Alaska to the blistering deserts of Africa, that bring a smile to the professional hunter when his client uncases a rifle equipped with a Schmidt & Bender riflescope.

### 2.5-10x56

Hunting boar from a high seat by moonlight; leopard from a blind; or a ghostly deer at dusk – any time you need the maximum light transmission possible, this scope is an extraordinary performer. Extremely good image brightness and contrast, too. For technical data, please see the table on the next page.

## Classic scopes with variable magnification.

	2.5-10x56	3-12x50	3-12x42	4-16x50/P
Exit pupil (mm)	13.8 - 5.6	14.4 - 4.2	14.0 - 3.5	12.5 - 3.1
Twilight factor	7.1 - 23.6	8.5 - 24.5	8.5 - 22.4	11.3 - 28.3
Field of view (m/100 m)	13.1 - 4.0	11.1 - 3.4	11.1 - 3.4	8.3 - 2.5
Eye relief (mm)	80	80	90	90
Central tube diameter (mm)	LM 30	30	30	30
Central tube diameter (mm)	LMS 30	30	-	-
Front lens diameter (mm)	56	50	42	50
Length (mm)	385	350	346	402
Click adjustment (mm/100 m)	10	10	10	5
Weight, grams/oz.				
non-illuminated LM	602/21.24	576/20.32	564/19.90	744
non-illuminated LMS	628/22.16	600/21.17	-	-
illuminated LM	630/22.23	614/21.66	594/20.96	-
illuminated LMS	648/22.86	640/22.58	-	-
Non-illuminated reticle	A1 - A4 - A7 - A8	A1 - A4 - A7 - A8	A1 - A4 - A7 - A8	A1 - A4 - A6 - A7 - A8 - Varmint
Illuminated reticle	L1 - L3 - L7 - L9	L1 - L3 - L7 - L9	L1 - L3 - L7 - L9	-



### 3-12x50

The exceptionally wide magnification range lets you transition comfortably from forest and bush to long shots on open terrain. The 50 mm objective lens provides outstanding twilight performance, while the scope still retains its elegant, slender shape allowing the use of a relatively low mount. One of our most popular, versatile scopes, applicable to hunting on any continent in the world.



### 3-12x42

Identical in all respects to our 3-12x50, but with a smaller diameter objective lens. This allows the use of lower mounts, and also provides more flexibility on unusual rifles that present mounting problems. A sleek scope that complements trimmer, smaller rifles.



### 4-16x50/P

As its name implies, created specifically for small targets at long ranges. Brilliant optics, high magnification and convenient parallax compensation make it deadly on prairie dogs, coyotes, woodchucks, jackals, and other small game anywhere in the world. Proven in the field at distances up to 800 yard. Also an excellent performer in target shooting competitions.

### Parallax compensation made easy.

Normally our hunting scopes are calibrated to be free of parallax at 100 m (109 yard). Most hunters are very comfortable with this setting. A built-in parallax adjustment only makes sense when shooting consistently at greater or shorter ranges. For such scopes, Schmidt & Bender has developed a highly effective, easy-to-use parallax adjustment housed in a third turret opposite the windage adjustment turret. This allows you to quickly adjust the parallax compensation for distances ranging from 50 m (55 yard) to infinity, without having to remove your eye from the scope.



## Classic scopes with fixed magnification.

	6x42	7x50	8x56	10x42
Exit pupil (mm)	7.0	7.1	7.0	4.2
Twilight factor	15.8	18.7	21.1	20.5
Field of view (m/100 m)	7.0	5.7	5.0	4.0
Eye relief (mm)	80	90	80	80
Central tube diameter (mm/inch)	30/1"	30	30/1"	30/1"
Front lens diameter (mm)	42	50	56	42
Length (mm)	348	343	385	348
Click adjustment (cm/100 mm)	1	1	1	1
Weight, grams/oz. non-illuminated	472/436	601	605/560	472/436
illuminated	-	629	633/588	-
Reticles	A1 - A4 - A7 - A8	A1 - A4 - A7 - A8	A1 - A4 - A7 - A8	A1 - A4 - A7 - A8
Illuminated reticles	-	L1 - L3	L1 - L3	-



### 6x42

An extremely versatile riflescope, adaptable to a wide range of hunting situations. It is slender and mounts low on your rifle, with excellent light transmission for a medium-power scope. Ideal for all but the very longest shots.



### 7x50

While this telescopic sight's outward appearance is compact and pleasing, it is once again its inner qualities, the optic high performance, the excellent contrast and exquisite twilight performance that particularly attract attention. The hunter seeking to complete a rifle with a light and short barrel with a high-performance telescopic sight, makes the right decision in choosing this telescopic sight.



### 8x56

As its large 56 mm objective lens would suggest, the high twilight factor of the 8x56 makes it particularly well suited for the poorest light, and even nighttime hunting from a high seat or blind.



### 10x42

The ideal scope for open country and long shots on big game and varmints. Also well suited for target shooting, as its high magnification allows identification of shots on target without the necessity of a spotting scope. A good choice for flat-shooting rifles in small and medium calibers.

## Illuminated reticle or traditional reticle?

A general rule is that every hunter should stay with the type of reticle with which he is accustomed and most comfortable. However, the evolution of modern illuminated reticles has given the hunter many more choices. In the past, a reticle with three or four thick bars that could be seen in poor light made it necessary to center the aim point between these heavy bars.

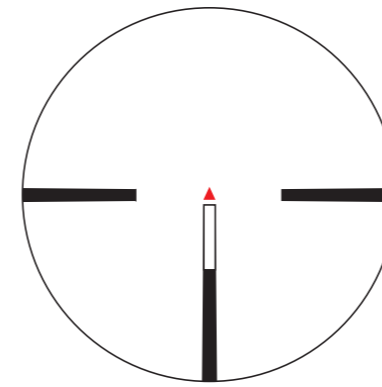
Today, an illuminated red dot or finely illuminated crosshairs perform this task much more efficiently. With any illuminated reticle, it is essential that its brightness can be easily adjusted. A reticle that is too bright will cause the pupil in the hunter's eye to close, interfering with his ability to see the contours of the game that was clearly visible without illumination. The pupil of the human eye opens to a diameter of up to 7 to 8 mm in darkness; but, being extremely sensitive, closes quickly upon receiving any source of light.

Schmidt & Bender illuminated reticles are designed to give the hunter every practical advantage in the field. We provide 11 fully adjustable brightness settings, allowing you to adjust the reticle precisely to the ambient light. The power supply is switched off between the 11 click stops on the adjustment turret, allowing you to accurately preset the appropriate brightness, then turn it off with a slight turn of the dial. Not only does this conserve your battery, but it allows you to instantly restore your chosen setting while avoiding the risk of glare that can occur when brightness is turned up from the zero position.

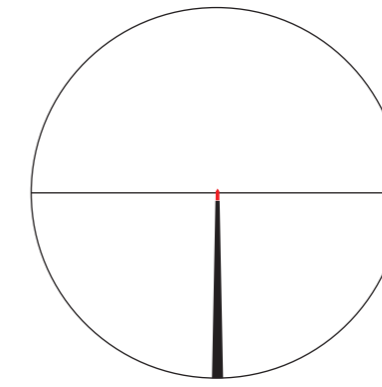


When a shot presents itself, the slightest turn from this standby position to the next click immediately illuminates the reticle to the appropriate intensity. In continuous use, the small, readily available battery will last over 100 hours.

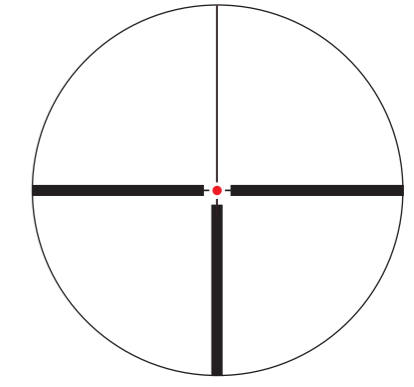
## The illuminated reticles.



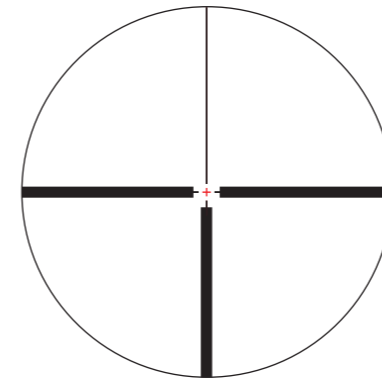
L1



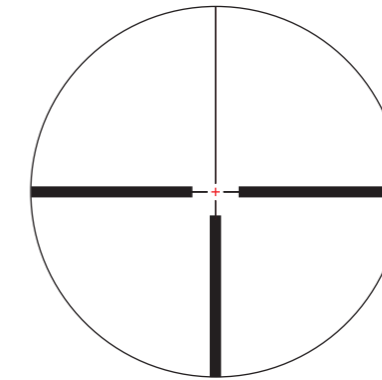
L2



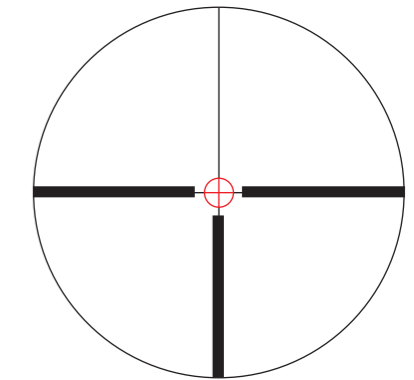
L3



L4



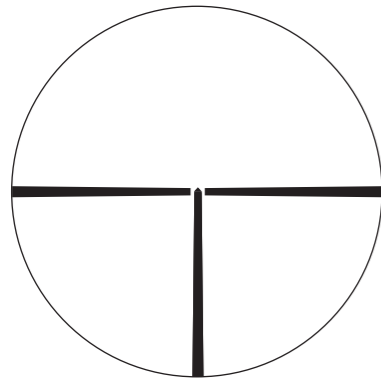
L7



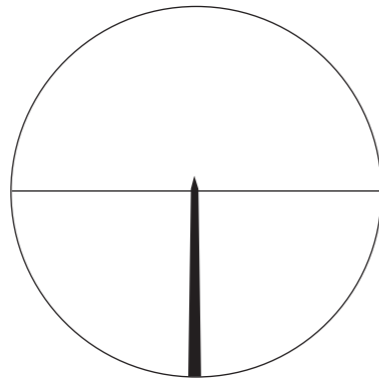
L9



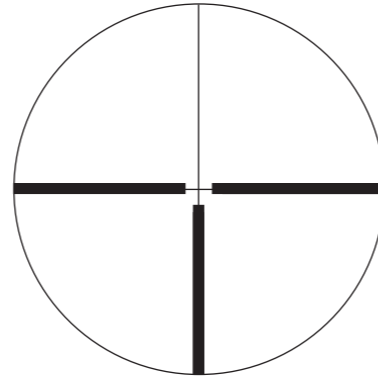
## The reticles.



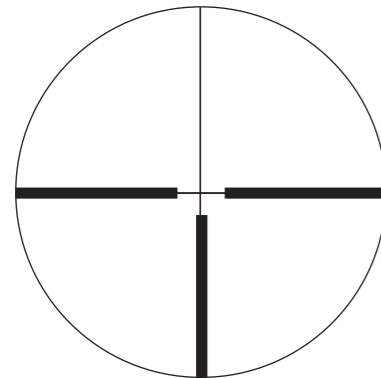
A1



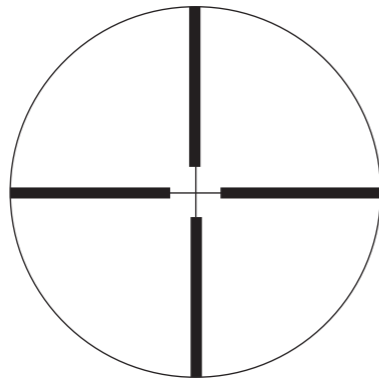
A2



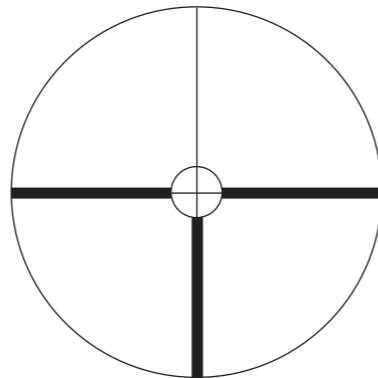
A4



A7



A8



A9

## Schmidt & Bender is your companion for a lifetime.

We take your satisfaction very seriously. Should your Schmidt & Bender riflescope ever need repair, you will find our service department to be utterly competent, dependable, prompt and responsive to your needs.

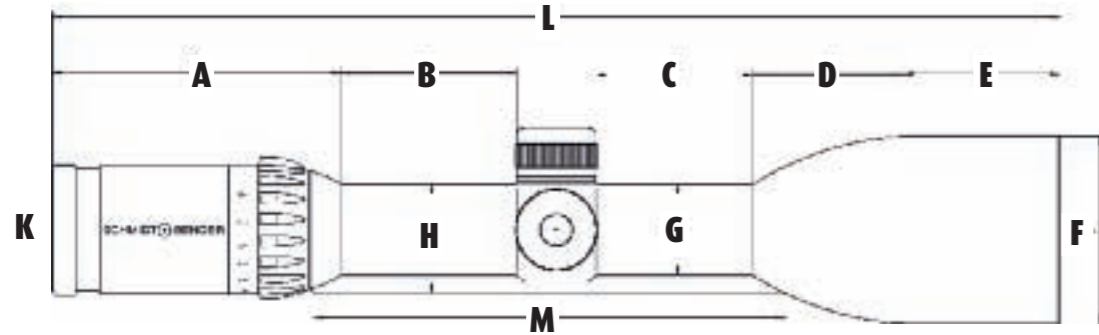
Service for your riflescope is guaranteed to be available for up to 30 years after its original delivery. During the first 10 years, that service is free of charge if the problem is due to material or manufacturing defects. All repair orders are confirmed to the client immediately after the scope arrives. When repairs are complete, your scope is returned along with a diagnostic report detailing the work that was performed. With very old riflescopes, our service staff will provide you with a cost estimate.

A very popular service has become the upgrading of a riflescope from a standard to an illuminated reticle. Schmidt & Bender scopes with serial numbers below 10,000 for variable models, and below 35,000 for the 8x56 fixed power can be retrofitted with illuminated reticles. Every conversion includes a thorough cleaning and a meticulous refilling with nitrogen. You will not even have to re-zero your scope, as we record the original reticle adjustment and transfer the settings to your new illuminated reticle.

Our service department in Germany can be reached directly by calling telephone number +49 6409 811 520 between 8:00 AM and 4:00 PM and FAX +49 6409 811 560. For service in the USA you may contact our subsidiary Schmidt & Bender Inc., by calling telephone number 603 469 3565. In South Africa we are represented by The Powder Keg Ltd. and their telephone number is (+27) 11 4721 720, for the South Pacific area you may contact Pommer Agencies under telephone number (+64) 94150775.

We offer a selection of accessories including lens hoods, yellow and green filters, protective eyepiece covers and many more, most of which can be attached to the threaded lens mount. Please see our price list for details.

## Dimensions. Zenith product line.



Typ No.	Model		A	B	C	D	E	F	G	H	K	L	M
961-011	1.5-6x42 LMC	mm/Inch	95/3.74	56/2.20	48/1.89	44/1.73	44/1.73	50/1.97	30/1.18	36/1.42	43/1.69	313/12.3	156/6.14
961-811	1.5-6x42 LM	mm/Inch	95/3.74	56/2.20	48/1.89	44/1.73	44/1.73	50/1.97	30/1.18	-	43/1.69	313/12.3	-
761-011	1.5-6x42 FD LMC	mm/Inch	95/3.74	56/2.20	48/1.89	44/1.73	44/1.73	50/1.97	30/1.18	36/1.42	43/1.69	313/12.3	156/6.14
761-811	1.5-6x42 FD LM	mm/Inch	95/3.74	56/2.20	48/1.89	44/1.73	44/1.73	50/1.97	30/1.18	-	43/1.69	313/12.3	-
972-011	2.5-10x56 LMC	mm/Inch	95/3.74	58/2.28	51/2.01	50/1.97	52/2.05	62/2.44	30/1.18	36/1.42	43/1.69	330/13	156/6.14
972-811	2.5-10x56 LM	mm/Inch	95/3.74	58/2.28	51/2.01	50/1.97	52/2.05	62/2.44	30/1.18	-	43/1.69	330/13	-
772-011	2.5-10x56 FD LMC	mm/Inch	95/3.74	58/2.28	51/2.01	50/1.97	52/2.05	62/2.44	30/1.18	36/1.42	43/1.69	330/13	156/6.14
772-811	2.5-10x56 FD LM	mm/Inch	95/3.74	58/2.28	51/2.01	50/1.97	52/2.05	62/2.44	30/1.18	-	43/1.69	330/13	-
974-011	3-12x50 LMC	mm/Inch	95/3.74	58/2.28	46/1.81	52/2.05	64/2.52	57/2.24	30/1.18	36/1.42	43/1.69	342/13.5	152/5.98
974-811	3-12x50 LM	mm/Inch	95/3.74	58/2.28	46/1.81	52/2.05	64/2.52	57/2.24	30/1.18	-	43/1.69	342/13.5	-
774-011	3-12x50 FD LMC	mm/Inch	95/3.74	58/2.28	46/1.81	52/2.05	64/2.52	57/2.24	30/1.18	36/1.42	43/1.69	342/13.5	152/5.98
774-811	3-12x50 FD LM	mm/Inch	95/3.74	58/2.28	46/1.81	52/2.05	64/2.52	57/2.24	30/1.18	-	43/1.69	342/13.5	-
976-011	1.1-4x24 LMC	mm/Inch	98/3.86	58/2.28	108/4.25	-	-	30/1.18	30/1.18	36/1.42	43/1.69	290/11.4	190/7.48
976-811	1.1-4x24 LM	mm/Inch	98/3.86	58/2.28	108/4.25	-	-	30/1.18	30/1.18	-	43/1.69	290/11.4	-
776-011	1.1-4x24 FD LMC	mm/Inch	98/3.86	58/2.28	108/4.25	-	-	30/1.18	30/1.18	36/1.42	43/1.69	290/11.4	190/7.48
776-811	1.1-4x24 FD LM	mm/Inch	98/3.86	58/2.28	108/4.25	-	-	30/1.18	30/1.18	-	43/1.69	290/11.4	-
780-011	1-8x24 Zenith FD LMC	mm/Inch	99/3.9	66/2.6	95/3.74	-	-	30/1.18	30/1.18	36/1.42	46.1/1.81	290/11.4	196/7.72
780-811	1-8x24 Zenith FD LM	mm/Inch	99/3.9	66/2.6	95/3.74	-	-	30/1.18	30/1.18	-	46.1/1.81	290/11.4	-
980-011	1-8x24 Zenith LMC	mm/Inch	99/3.9	66/2.6	95/3.74	-	-	30/1.18	30/1.18	36/1.42	46.1/1.81	290/11.4	196/7.72
980-811	1-8x24 Zenith LM	mm/Inch	99/3.9	66/2.6	95/3.74	-	-	30/1.18	30/1.18	-	46.1/1.81	290/11.4	-

LMC = Lightmetal with Convex-Rail,  
LM = Lightmetal without rail

## Reticles coverage. Zenith product line.

1.1-4x24 Zenith - Reticles coverage 2 <sup>nd</sup> focal plane (4x/1.1x)								
Reticle		1	2	4	7	8	9	0
Bar spacing cm/100 m inch/100 y	A	-	140/547 50.4/197	-	140/547 50.4/197	-	140/547 50.4/197	-
Crosshair coverage cm/100 m inch/100 y	B	-	1.5/5.9 0.54/2.1	-	1.5/5.9 0.54/2.1	-	1.5/5.9 0.54/2.1	-
Bar coverage in cm/100 m inch/100 y	C	-	10/39 3.6/14	-	15/58.6 5.4/21.1	-	15/58.6 5.4/21.1	-

1-8x24 Zenith - Reticles coverage 2 <sup>nd</sup> focal plane (8x/1x)								
Reticle		1	2	4	7	8	9	0
Bar spacing cm/100 m inch/100 y	A	-	140/1000 50.4/360	-	140/1000 50.4/360	-	70/504 25.2/181.5	140/1000 50.4/360
Crosshair coverage cm/100 m inch/100 y	B	-	1.5/10 0.34/3.6	-	1.5/10 0.34/3.6	-	1.5/10 0.34/3.6	-
Bar coverage in cm/100 m inch/100 y	C	-	10/72 3.6/25.9	-	15/107 5.4/25.9	-	15/107 5.4/25.9	-
Leuchtpunkt cm/100 m inch/100 y	D	-	2/14 0.72/5	-	2/14 0.72/5	-	2/14 0.72/5	-
Circle coverage cm/100 m inch/100 y	E	-	-	-	-	-	70/504	-



## Reticles coverage. Zenith product line.

1.5-6x42 Zenith FD – Reticles coverage 1 <sup>st</sup> focal plane								
Reticle		1	2	4	7	8	9	0
Bar spacing cm/100 m inch/100 y	A	70 25.20	140 50.40	70 25.20	140 50.40	140 50.40	140 50.40	- -
Crosshair coverage cm/100 m inch/100 y	B	- -	1.30 0.47	1.30 0.47	1.30 0.47	1.30 0.47	1.30 0.47	- -
Bar coverage in cm/100 m inch/100 y	C	15.00 5.4	15.00 5.4	13.00 4.70	13.00 4.70	13.00 4.70	13.00 4.70	- -

1.1-4x24 Zenith FD – Reticles coverage 2 <sup>nd</sup> focal plane (4x/1.1x)								
Reticle		1	2	4	7	8	9	0
Bar spacing cm/100 m inch/100 y	A	- -	140/547 50.4/197	- -	140/547 50.4/197	- -	140/547 50.4/197	- -
Crosshair coverage cm/100 m inch/100 y	B	- -	1.5/5.9 0.54/2.1	- -	1.5/5.9 0.54/2.1	- -	1.5/5.9 0.54/2.1	- -
Bar coverage in cm/100 m inch/100 y	C	- -	10/39 3.6/14	- -	15/58.6 5.4/21.1	- -	15/58.6 5.4/21.1	- -
FlashDot cm/100 m inch/100 y	D	- -	4.00/15.6 1.43/56.1	- -	4.00/15.6 1.43/56.1	- -	4.00/15.6 1.43/56.1	4.00/15.6 1.43/56.1

3-12x50 Zenith – Reticles coverage 1 <sup>st</sup> focal plane								
Reticle		1	2	4	7	8	9	0
Bar spacing cm/100 m inch/100 y	A	70 25.20	- -	70 25.20	140 50.40	140 50.40	140 50.40	- -
Crosshair coverage cm/100 m inch/100 y	B	- -	- -	1.50 0.54	1.50 0.54	1.50 0.54	1.50 0.54	- -
Bar coverage in cm/100 m inch/100 y	C	10 3.60	- -	15.00 5.40	15.00 5.40	15.00 5.40	15.00 5.40	- -

## Reticles coverage. Zenith product line.

1.5-6x42 Zenith FD – Reticles coverage 1 <sup>st</sup> focal plane								
Reticle		1	2	4	7	8	9	0
Bar spacing cm/100 m inch/100 y	A	70 25.20	140 50.40	70 25.20	140 50.40	140 50.40	140 50.40	- -
Crosshair coverage cm/100 m inch/100 y	B	- -	1.30 0.47	1.30 0.47	1.30 0.47	1.30 0.47	1.30 0.47	- -
Bar coverage in cm/100 m inch/100 y	C	15.00 5.4	15.00 5.4	13.00 4.70	13.00 4.70	13.00 4.70	13.00 4.70	- -
FlashDot cm/100 m inch/100 y	D	5.00 1.79	5.00 1.79	5.00 1.79	5.00 1.79	5.00 1.79	5.00 1.79	- -
Circle coverage cm/100 m inch/100 y	E	- -	- -	- -	- -	- -	140 50.40	- -

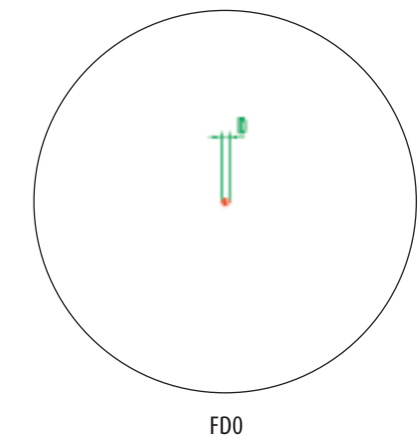
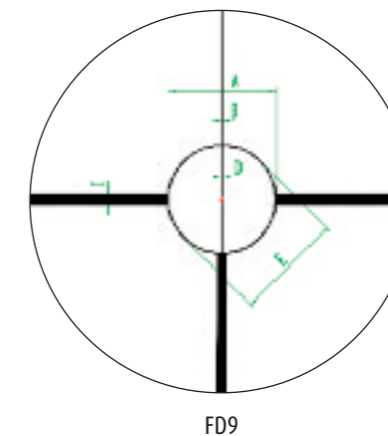
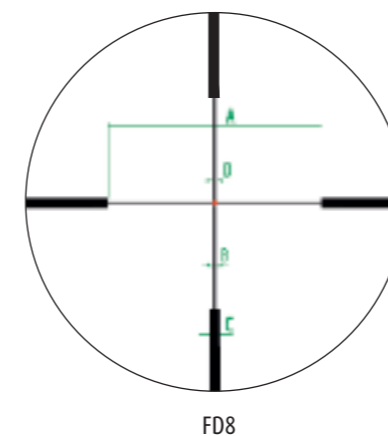
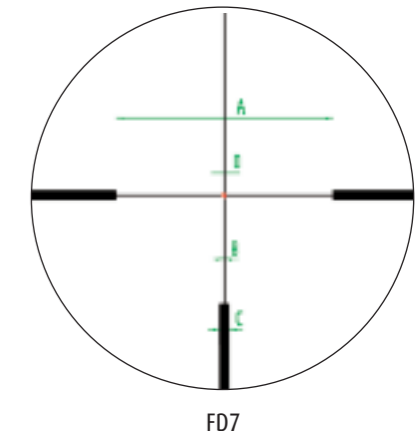
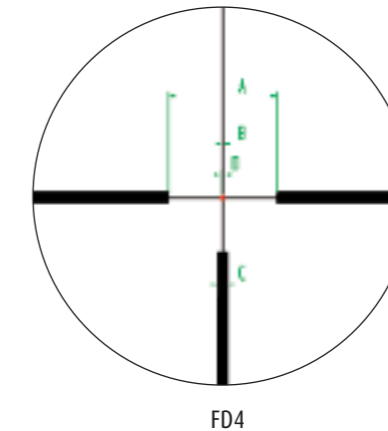
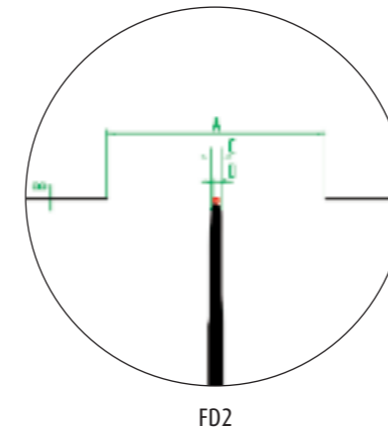
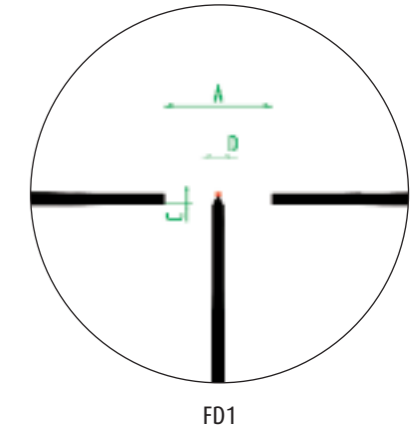
2.5-10x56 Zenith – Reticles coverage 1 <sup>st</sup> focal plane								
Reticle		1	2	4	7	8	9	0
Bar spacing cm/100 m inch/100 y	A	70 25.20	- -	70 25.20	140 50.40	140 50.40	70 25.20	- -
Crosshair coverage cm/100 m inch/100 y	B	- -	- -	1.50 0.54	1.50 0.54	1.50 0.54	1.50 0.54	- -
Bar coverage in cm/100 m inch/100 y	C	10 3.60	- -	15.00 5.40	15.00 5.40	15.00 5.40	15.00 5.40	- -
Circle coverage cm/100 m inch/100 y	E	- -	- -	- -	- -	- -	70.00 25.20	- -

## Reticles coverage. Zenith product line.

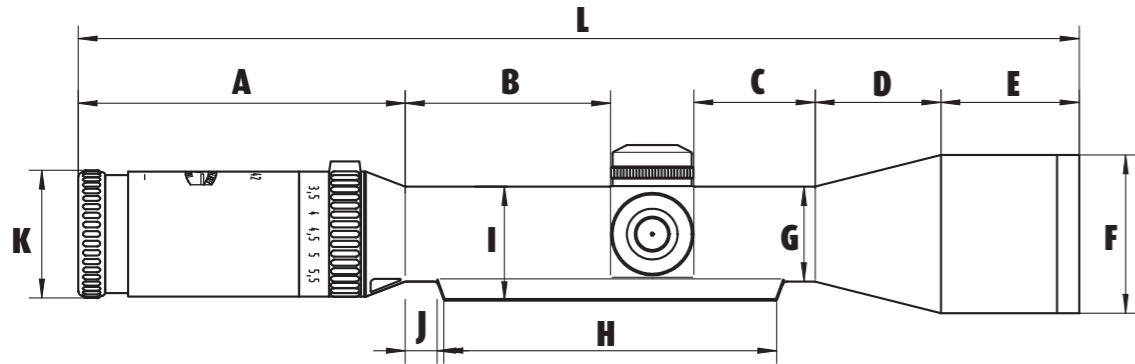
2.5-10x56 Zenith FD – Reticles coverage 1 <sup>st</sup> focal plane								
Reticle		1	2	4	7	8	9	0
Bar spacing cm/100 m inch/100 y	A	70 25.20	-	70 25.20	140 50.40	140 50.40	70 25.20	-
Crosshair coverage cm/100 m inch/100 y	B	-	-	0.67 0.24	0.67 0.24	0.67 0.24	0.67 0.24	-
Bar coverage in cm/100 m inch/100 y	C	10 3.60	-	6.70 2.40	6.70 2.40	6.70 2.40	6.70 2.40	-
FlashDot cm/100 m inch/100 y	D	3.30 1.20	-	3.30 1.20	3.30 1.20	3.30 1.20	3.30 1.20	-
Circle coverage cm/100 m inch/100 y	E	-	-	-	-	-	70.00 25.20	-

3-12x50 Zenith FD – Reticles coverage 1 <sup>st</sup> focal plane								
Reticle		1	2	4	7	8	9	0
Bar spacing cm/100 m inch/100 y	A	70 25.20	-	70 25.20	140 50.40	140 50.40	70 25.20	-
Crosshair coverage cm/100 m inch/100 y	B	-	-	0.67 0.24	0.67 0.24	0.67 0.24	0.67 0.24	-
Bar coverage in cm/100 m inch/100 y	C	10 3.60	-	6.70 2.40	6.70 2.40	6.70 2.40	6.70 2.40	-
FlashDot cm/100 m inch/100 y	D	2.80 1.00	-	2.80 1.00	2.80 1.00	3.30 1.20	2.80 1.00	-
Circle coverage cm/100 m inch/100 y	E	-	-	-	-	-	70.00 25.20	-

## FlashDot reticles. Zenith product line.



## Dimensions. Classic product line.



Typ No.	Model	A	B	C	D	E	F	G	H	I	J	K	L
932-8	6x42 LM - 30 mm	96/3.78	62/2.44	55/2.17	55/2.17	54/2.13	50/1.97	30/1.18	-	-	-	41/1.61	348/13.7
932-B	6x42 LM - 1"	98/3.86	56/2.20	53/2.10	55/2.17	54/2.13	50/1.97	25.4/1	-	-	-	41/1.61	348/13.7
933-8	8x56 LM - 30 mm	96/3.78	61/2.40	68/2.68	67/2.64	69/2.72	62/2.44	30/1.18	-	-	-	41/1.61	385/15.16
933-B	8x56 LM - 1"	98/3.86	56/2.20	63/2.48	72/2.83	69/2.72	62/2.44	25.4/1	-	-	-	41/1.61	385/15.16
733-8	8x56 LM - 30 mm	96/3.78	61/2.40	68/2.68	67/2.64	69/2.72	62/2.44	30/1.18	-	-	-	41/1.61	385/15.16
733-B	8x56 LM - 1"	98/3.86	56/2.20	63/2.48	72/2.83	69/2.72	62/2.44	25.4/1	-	-	-	41/1.61	385/15.16
734-8	7x50 LM - 30 mm	86/3.39	60/2.36	41/1.61	67/2.64	60/2.36	57/2.24	30/1.18	-	-	-	43/1.70	343/13.50
936-8	10x42 LM - 30 mm	96/3.78	61/2.40	56/2.20	55/2.17	54/2.13	50/1.97	30/1.18	-	-	-	41/1.61	348/13.7
936-B	10x42 LM - 1"	98/3.86	56/2.20	53/2.10	55/2.17	54/2.13	50/1.97	25.4/1	-	-	-	41/1.61	348/13.7
942-8	2.5-10x56 LM	102/4.02	65/2.56	59/2.32	62/2.44	69/2.72	62/2.44	30/1.18	-	-	-	41/1.61	385/15.16
942-3	2.5-10x56 LMS	104/4.09	62/2.44	60/2.36	62/2.44	60/2.36	62/2.44	30/1.18	121/4.76	36/1.42	11/0.43	41/1.61	385/15.16
742-8	2.5-10x56 LM illuminated	102/4.02	65/2.56	59/2.32	62/2.44	69/2.72	62/2.44	30/1.18	-	-	-	41/1.61	385/15.16
742-3	2.5-10x56 LMS illuminated	104/4.09	62/2.44	60/2.36	62/2.44	60/2.36	62/2.44	30/1.18	121/4.76	36/1.42	11/0.43	41/1.61	385/15.16
845-8	3-12x42 LM	104/4.09	63/2.48	58/1.50	33/1.30	62/2.44	50/1.97	30/1.18	-	-	-	43/1.69	346/13.62
645-8	3-12x42 LM illuminated	104/4.09	65/2.56	49/1.93	45/1.77	62/2.44	50/1.97	30/1.18	-	-	-	43/1.69	353/13.9
944-8	3-12x50 LM	102/4.02	65/2.56	38/1.50	54/2.13	65/2.56	57/2.24	30/1.18	-	-	-	41/1.61	350/13.78
944-3	3-12x50 LMS	102/4.02	65/2.56	38/1.50	54/2.13	65/2.56	57/2.24	30/1.18	104/4.10	36/1.42	10/0.39	41/1.61	350/13.78
744-8	3-12x50 LM illuminated	102/4.02	65/2.56	38/1.50	54/2.13	65/2.56	57/2.24	30/1.18	-	-	-	41/1.61	350/13.78
744-3	3-12x50 LMS illuminated	102/4.02	65/2.56	38/1.50	54/2.13	65/2.56	57/2.24	30/1.18	104/4.10	36/1.42	10/0.39	41/1.61	350/13.78
847-811	4-16x50 LM	104/4.09	62/2.44	45/1.77	85/3.35	75/2.95	57/2.24	30/1.18	-	-	-	43/1.69	402/15.83

LMS = Lightmetal with rail  
LM = Lightmetal without rail

## Reticles coverage. Classic product line.

		6x42								7x50								8x56							
Reticle		1	2	3	4	6	7	8	9	1	2	3	4	6	7	8	9	1	2	3	4	6	7	8	9
Bar spacing cm/100 m inch/100 yd	A	70.1 25.2	-	70.1 25.2	-	-	140.3 50.5	140.3 50.5	59.6 21.4	70.1 25.2	-	-	68.8 24.7	-	137.7 49.5	137.7 49.5	-	72.9 26.2	-	-	72.9 26.2	-	145.7 52.4	145.7 52.4	47.6 17.1
Crosshair coverage cm/100 m inch/100 yd	B	-	1.3 0.5	0.7 0.25	1.8 0.6	0.7 0.25	1.8 0.6	1.8 0.6	0.9 0.3	-	-	-	1.8 0.7	-	1.8 0.7	1.8 0.7	-	-	1.0 0.4	1.0 0.4	1.4 0.5	1.0 0.4	1.4 0.5	1.4 0.5	0.7 0.3
Bar coverage cm/100 m inch/100 yd	C	19.6 7.1	8.4 3.0	-	17.5 6.3	-	17.5 6.3	17.5 6.3	8.9 3.2	10.4 3.7	-	-	18.4 6.6	-	18.4 6.6	18.4 6.6	-	16.8 6.1	6.7 2.4	-	14.0 5.0	-	14.0 5.0	14.0 5.0	7.0 2.6
Circle/dot coverage cm/100 m inch/100 yd	D	-	-	3.3 1.2	-	-	-	-	59.6 21.4	-	-	-	-	-	-	-	-	-	-	5.0 1.8	-	-	-	-	47.6 17.1
FlashDot coverage cm/100 m inch/100 yd	E	-	-	-	-	-	-	-	-	-	-	-	-	-	-	-	-	-	-	-	-	-	-	-	-

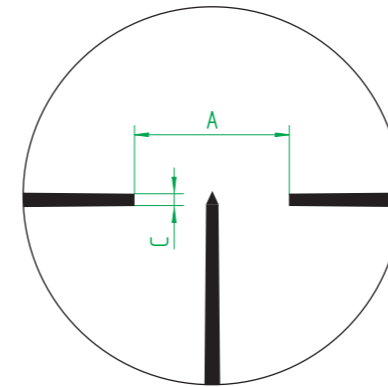
		10x42								2.5-10x56							
Reticle		1	2	3	4	6	7	8	9	1	2	3	4	6	7	8	9
Bar spacing cm/100 m inch/100 yd	A	66.0 23.7	-	-	66.0 23.7	0.5 0.2	131.9 47.5	131.9 47.5	59.6 21.4	65.5 23.6	-	-	67.0 24.1	-	134.0 48.2	134.0 48.2	61.9 22.3
Crosshair coverage cm/100 m inch/100 yd	B	-	0.4 0.15	0.4 0.15	0.5 0.2	-	0.5 0.2	0.5 0.2	0.9 0.3	-	1.3 0.5	1.8 0.7	1.8 0.7	1.8 0.7	1.8 0.7	1.8 0.7	0.9 0.3
Bar coverage cm/100 m inch/100 yd	C	6.6 2.4	2.6 1.0	-	5.5 2.0	-	5.5 2.0	5.5 2.0	8.9 3.2	8.7 3.1	8.7 3.1	-	18.2 6.5	-	18.2 6.5	18.2 6.5	9.2 3.3
Circle/dot coverage cm/100 m inch/100 yd	D	-	-	2.0 0.7	-	-	-	-	59.6 21.4	-	-	6.6 2.4	-	-	-	-	61.9 22.3
FlashDot coverage cm/100 m inch/100 yd	E	-	-	-	-	-	-	-	-	-	-	-	-	-	-	-	-

## Reticles coverage. Classic product line.

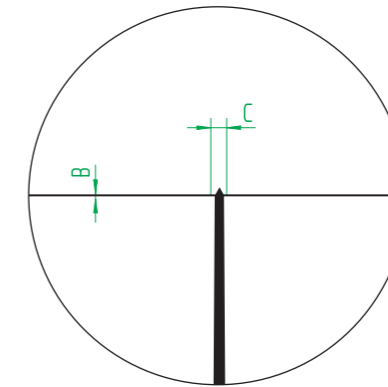
Reticle		3-12x42 / 3-12x50								4-16x50							
		1	2	3	4	6	7	8	9	1	2	3	4	6	7	8	9
Bar spacing cm/100 m inch/100 yd	A	70.1 25.2	-	-	68.8 24.7	-	137.7 49.5	137.7 49.5	52.2 18.8	-	-	-	-	-	102.8 37.0	-	-
Crosshair coverage cm/100 m inch/100 yd	B	-	1.1 0.4	1.5 0.6	1.8 0.7	1.5 0.6	1.8 0.7	1.8 0.7	0.8 0.3	-	-	-	-	0.15 0.05	1.4 0.5	-	-
Bar coverage cm/100 m inch/100 yd	C	10.4 3.7	7.4 2.7	-	18.4 6.6	-	18.4 6.6	18.4 6.6	7.8 2.8	-	-	-	-	-	13.8 5.0	-	-
Circle/dot coverage cm/100 m inch/100 yd	D	-	-	5.5 2.0	-	-	-	-	52.2 18.8	-	-	-	-	-	-	-	-
FlashDot coverage cm/100 m inch/100 yd	E	-	-	-	-	-	-	-	-	-	-	-	-	-	-	-	-

Reticle		8x56 illuminated		2,5-10x56 illuminated						3-12x42 / 3-12x50 illuminated					
		L1	L3	L1	L3	L4	L6	L7	L9	L1	L3	L4	L6	L7	L9
Bar spacing cm/100 m inch/100 yd	A	64.2 23.1	63.6 22.9	83.4 30.0	82.5 29.7	83.4 30.0	-	165.8 59.7	166.7 60.0	70.3 25.3	69.7 25.1	70.4 25.3	-	140.0 50.4	140.7 50.6
Crosshair coverage cm/100 m inch/100 yd	B	-	0.6 0.2	-	0.8 0.3	2.4 0.9	0.8 0.3	0.8 0.3	2.4 0.9	-	0.7 0.2	2.0 0.7	0.7 0.2	0.7 0.2	2.0 0.7
Bar coverage cm/100 m inch/100 yd	C	9.2 3.3	6.05 2.17	11.9 4.3	7.9 2.8	23.8 8.6	-	8.0 2.9	23.8 8.6	10.0 3.6	6.4 2.4	20.1 7.2	-	6.8 2.4	20.1 7.2
Circle/dot coverage cm/100 m inch/100 yd	D	-	-	-	3.0 1.1	-	-	-	83.4 30.0	-	2.5 0.9	-	-	-	70 25
FlashDot coverage cm/100 m inch/100 yd	E	6.4 2.3	3.6 1.3	8.3 3.0	-	-	-	-	-	7.0 2.5	-	-	-	-	-

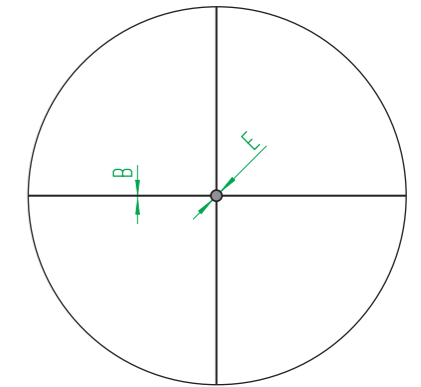
## Reticles. Classic product line.



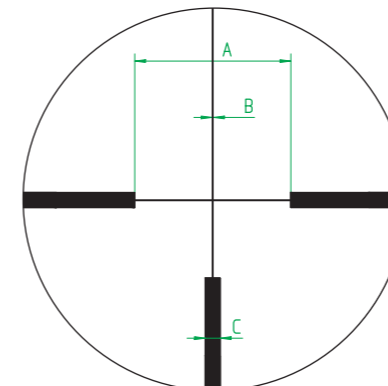
A1



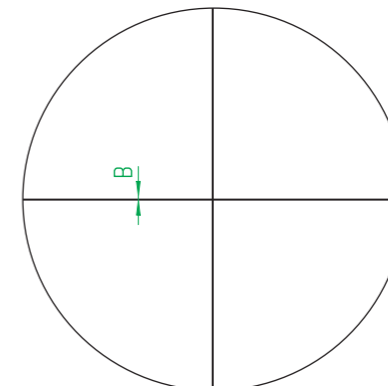
A2



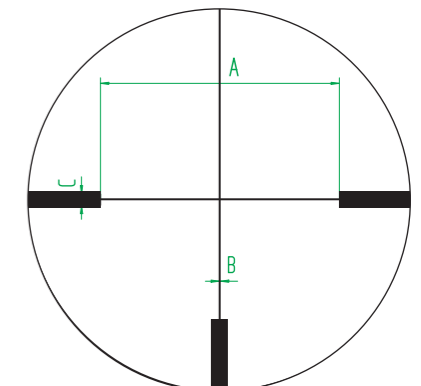
A3



A4

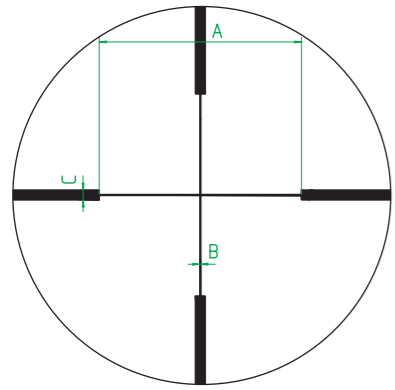


A6

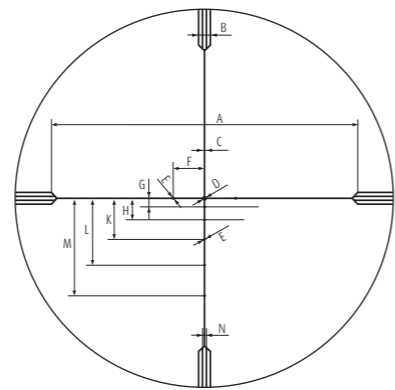


A7

## Reticles. Classic product line.

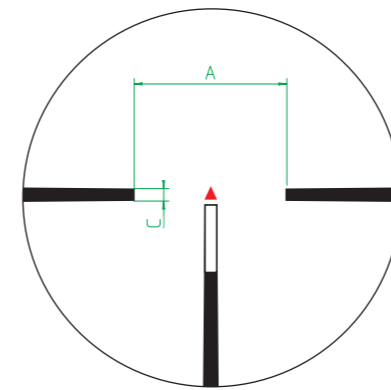


A8

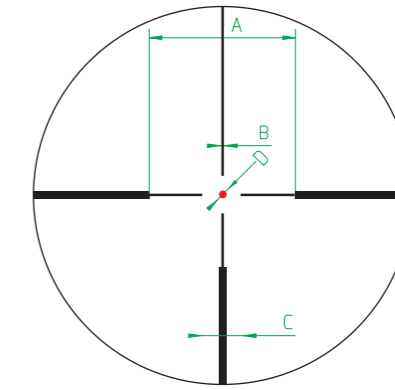


A8 Varmint

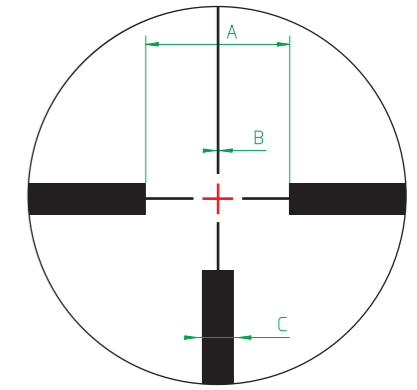
## Illuminated reticles. Classic product line.



L1

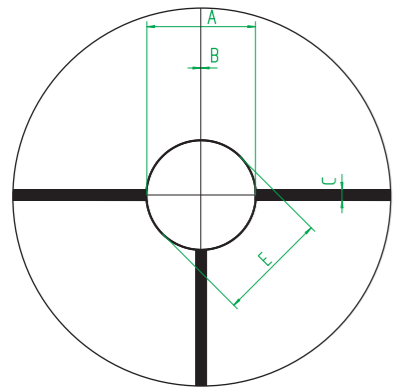


L3

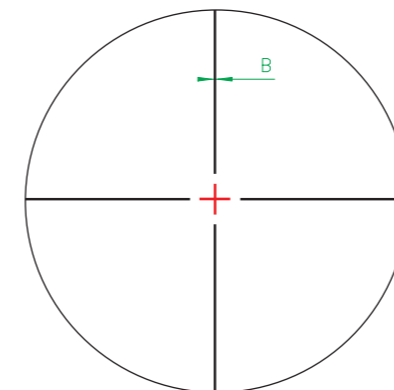


L4

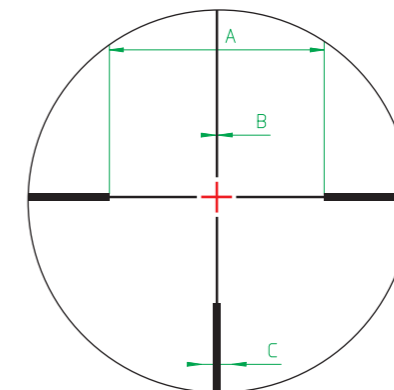
Dimensions	A	B	C	D	E	F	G	H	K	L	M	N
cm/100 m	100	4	0.4	1.4	0.93	10	3.2	7.38	13.76	22.2	32.3	1.33
in/100 yd	36	1.44	0.14	0.5	0.34	3.6	1.15	2.66	4.95	8	11.63	0.48
mrاد	10	0.4	0.04	0.14	0.09	1	0.32	0.74	1.38	2.22	3.23	0.13



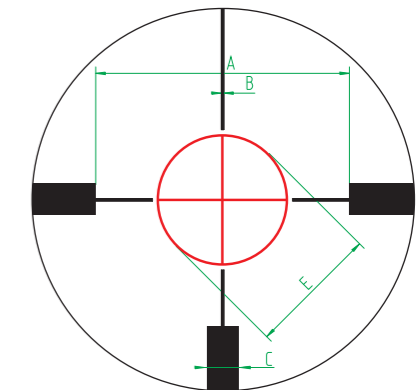
A9



L6



L7



L9

Person in charge.



**Sabine Brandt**  
Office

Phone: +49 6409 8115-0  
E-Mail: [info@schmidt-bender.de](mailto:info@schmidt-bender.de)



**Klaus Görzel**  
Service

Phone: +49 6409 8115-20  
E-Mail: [service@schmidt-bender.de](mailto:service@schmidt-bender.de)



**Christian Krug**  
Chief of Sales Department

Phone: +49 6409 8115-41  
E-Mail: [c.krug@schmidt-bender.de](mailto:c.krug@schmidt-bender.de)



**Udo Brück**  
Chief of Marketing Hunting

Phone: +49 6409 8115-12  
E-Mail: [u.brueck@schmidt-bender.de](mailto:u.brueck@schmidt-bender.de)





# SCHMIDT BENDER

Schmidt & Bender GmbH & Co. KG • Am Großacker 42 • D-35444 Biebertal  
Phone +49 64 09 81 15-0 • Fax: +49 64 09 81 15-11  
[info@schmidt-bender.de](mailto:info@schmidt-bender.de) • [www.schmidt-bender.de](http://www.schmidt-bender.de) • [www.schmidtbender.com](http://www.schmidtbender.com)

Technical modifications reserved. We do not accept any liability for errors or misprints.  
Our General Terms and Conditions apply – version 24.04.2009. Products sold only through authorized dealers!